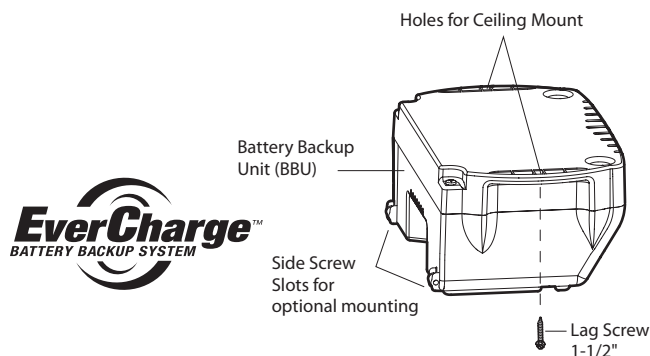


CHAMBERLAIN™

OWNER'S MANUAL

BATTERY BACKUP UNIT Model CM475



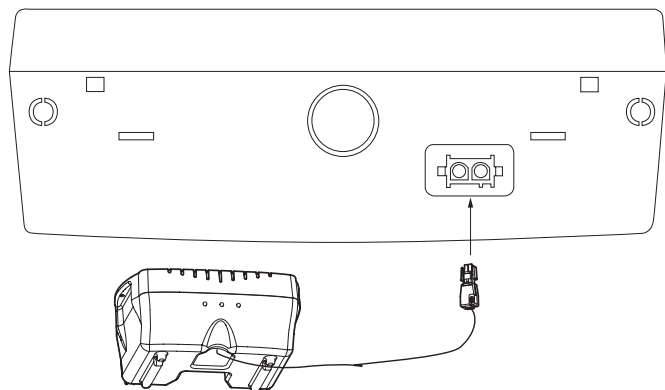
1. Mounting the BBU directly to the Ceiling within BBU's cord length

- After the motor unit has been installed, position the BBU next to the motor unit to a structural support (joist) within BBU's cord length.
- Attach the BBU to the support by using the ceiling mount holes on either side of the BBU.
- Secure the BBU to the ceiling using 1-1/2" lag screws (provided).

2. Connect the BBU to the Motor Unit.

- Disconnect the motor unit from the electrical outlet.
- Connect the BBU cord into the connector on the bottom of the motor unit. (see picture below) Connect the motor unit into the electrical outlet. The BBU will activate and all LEDs will turn on for 3 seconds.
- The green LED will begin flashing indicating the BBU is charging from the motor unit.

IMPORTANT NOTE: Installation of BBU when permanent electrical power is not available (such as new construction and the electricity is not installed) may damage the batteries. Unplug BBU after testing to prevent damage.



WARNING

To prevent possible **SERIOUS INJURY** or **DEATH** from electrocution, disconnect **ALL** electric and battery power **BEFORE** performing **ANY** service or maintenance.

OPERATING INSTRUCTIONS

1. Test the installed BBU with the motor unit.

To test the BBU, disconnect the motor unit power cord from the electrical outlet.

- A solid yellow LED indicates the BBU is operating on battery power.
- A flashing yellow LED with beep indicates the BBU is operating on battery power and that the battery charge is low.
- To test the BBU is functioning properly, open and close the garage door.
- Re-connect the motor unit power cord back into the electrical outlet.
- Verify that the green LED is flashing on the BBU (indicates that the BBU is now charging).
- Test completed

2. Charge the battery.

- Allow the batteries 24 to 48 hours to fully charge before using the BBU system.

A fully charged BBU supplies 24V DC to the motor unit for one to two days of normal operation during an electrical power outage. If the battery voltage drops too low, the batteries will disconnect and the motor unit will no longer operate under battery power.

After the electrical power has been restored, the batteries will recharge within 48 hours. Under normal usage batteries will last 3 to 5 years.

To obtain maximum battery life and prevent damage, also disconnect the battery backup if you unplug the motor unit while on vacation or any other extended period of time.

NOTE: Door operation may be limited until batteries are fully charged. The motor unit's lights will not turn on during BBU mode.

Battery Backup Unit (BBU) Diagnostics

GREEN LED:

All systems are normal.

- A solid LED light indicates the batteries are fully charged.
- A flashing LED indicates the batteries are being charged.

NOTE: Batteries do not have to be fully charged to operate the motor unit.

YELLOW LED:

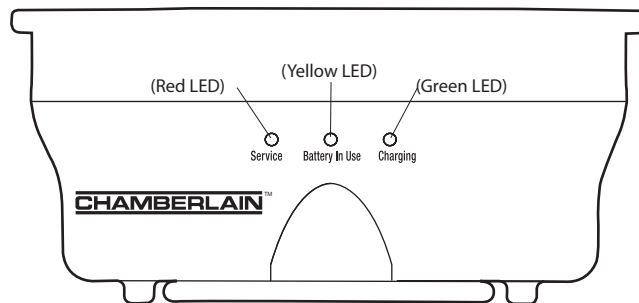
The motor unit has lost power and is operating off of the BBU.

- A solid LED with beep, sounding approximately every 2 seconds, indicates the motor unit is activating the door and is operating off of the BBU.
- A flashing LED with beep, sounding every 30 seconds, indicates batteries are low.
- Once the power is restored the BBU will recharge. This is indicated by a flashing green LED.

RED LED:

An error has been detected and the BBU will automatically shut off. The BBU will attempt to restart by reconnecting to the batteries. If the error is still present it will shut itself off again. This process will repeat every 5 minutes or until the error has been resolved. This is used to prevent further draining of the batteries.

- If a red LED remains on when the power is restored, and is accompanied by a beep sounding every 30 seconds, please call for service.



Australia
NSW, Vic, Qld, WA
Phone toll free 1800 638 234
Fax toll free 1800 888 121

New Zealand
Phone 09 415 4393
Phone toll free 0800 653 667
Fax toll free 0800 653 663

United Kingdom
Phone 0845 602 4285
Fax 01934 823899

Germany
Phone 06838 9070
Fax 06838 907 179

GARAGE DOOR OPENER WARRANTY

Chamberlain warrants to the first retail purchaser of this product (CM475) that the product shall be free from any defect in materials and/or workmanship for a period of 12 full months (1 year) from the date of purchase. Upon receipt of the product, the first retail purchaser is under obligation to check the product for any visible defects.

Conditions: The warranty is strictly limited to the repair or replacement of the parts of this product which are found to be defective and does not cover the costs or risks of transportation of the defective parts or product.

This warranty does not cover non-defect damage caused by unreasonable use (including use not in complete accordance with Chamberlain's instructions for installation, operation and care; failure to provide necessary maintenance and adjustment; or any adaptations or alterations to the products), labor charges for dismantling or reinstalling of a repaired or replaced unit or replacement batteries.

A product under warranty which is determined to be defective in materials and/or workmanship will be repaired or replaced (at Chamberlain's option) at no cost to the owner for the repair and/or replacement parts and/or product. Defective parts will be repaired or replaced with new or factory rebuilt parts at Chamberlain's option.

If, during the warranty period, the product appears as though it may be defective, contact your original place of purchase.

This warranty does not affect the purchaser's statutory rights under applicable national legislation in force nor the purchaser's rights against the retailer arising from their sales/purchase contract. In the absence of applicable national or EU legislation, this warranty will be the purchaser's sole and exclusive remedy, and neither Chamberlain nor its affiliates or distributors shall be liable for any incidental or consequential damages for any express or implied warranty relating to this product.

No representative or person is authorized to assume for Chamberlain any other liability in connection with the sale of this product